

## Items Supplied >

- 1 – Case Guard
- 1 – Mounting Bracket
- 2 – Spacer
- 2 – Bolt, Button Head M6x10mm
- 2 – Bolt, Button Head M8x16mm
- 1 – Bracket, Horn-relocating

## Application >

YAMAHA RAIDER 2008-2018

## Instruction Manual >

01-3265

Page 1 of 2

**Before installing your new Cobra® Freeway bar, read all instructions carefully.**

1. Remove the left and right M10 bolts that hold the foot peg mounts on and set them aside. The peg mounts should hang out of the way. Remove the (2) M6 bolts from the horn mount and set them aside.
2. Remove the (2) M8 button head bolts from the front motor mount and remove the cross member. Use the same (2) bolts to install the new black Cobra cross member/case guard mount with the flange facing to the rear of the motorcycle. (SEE FIGURE 1) DO NOT TIGHTEN BOLTS.
3. Slide your new Cobra engine case guard behind the front tire and in front of the frame with the lower mounts facing toward the rear. Insert the (2) supplied M8X16mm bolts thru the top case guard mounting holes and into the mount, installed in step 2. (SEE FIGURE 1) DO NOT TIGHTEN BOLTS.
4. Insert the left front M10 bolt removed in step 1 thru the foot peg mount, engine case guard mounting bracket and in frame. Place the supplied spacer between the foot peg mount and frame and insert the rear M10 bolt removed earlier. DO NOT TIGHTEN BOLTS. Repeat process on the right side. SEE FIGURE 2
5. Make sure the case guard is level side to side and tighten the left and right foot peg mounts, (2) M8 cross member mount bolts, and (2) M8 upper case guard mount bolts. Torque all bolts to their appropriate values
6. Install the supplied horn-relocating bracket on the bottom two holes with the (2) supplied M6x10mm button head bolts. Insert (2) M6 bolts removed in step 1 thru the horn and into the new bracket. SEE FIGURE 3 Tighten the bolts to their appropriate values. Check to make sure horn operates properly.

**Cobra Case Guards add style to your motorcycle. They are not designed to withstand a serious impact and may not protect you and/or your motorcycle in the event of a crash.**

*\* Cobra® recommends you always wear a helmet while riding. Please never operate your motorcycle while under the influence of alcohol and/or drugs. Enjoy the new look of your motorcycle and please ride safely.*

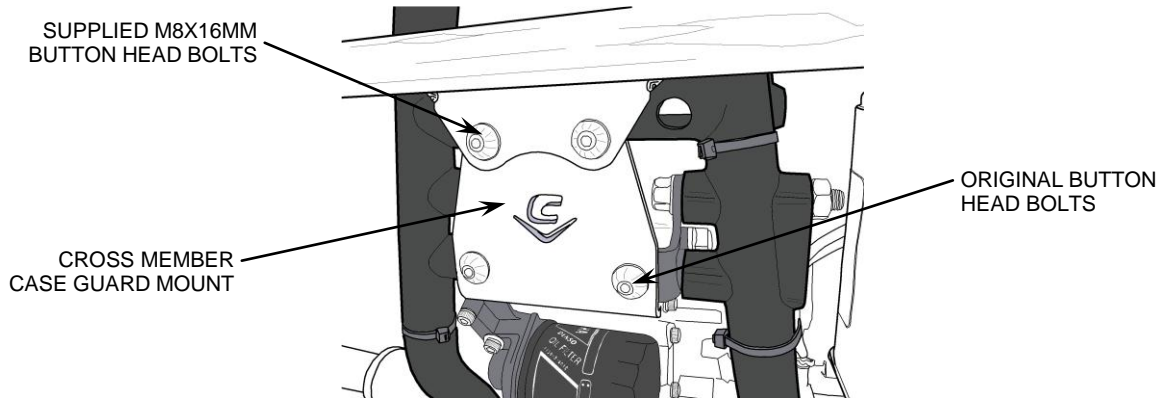


FIGURE 1

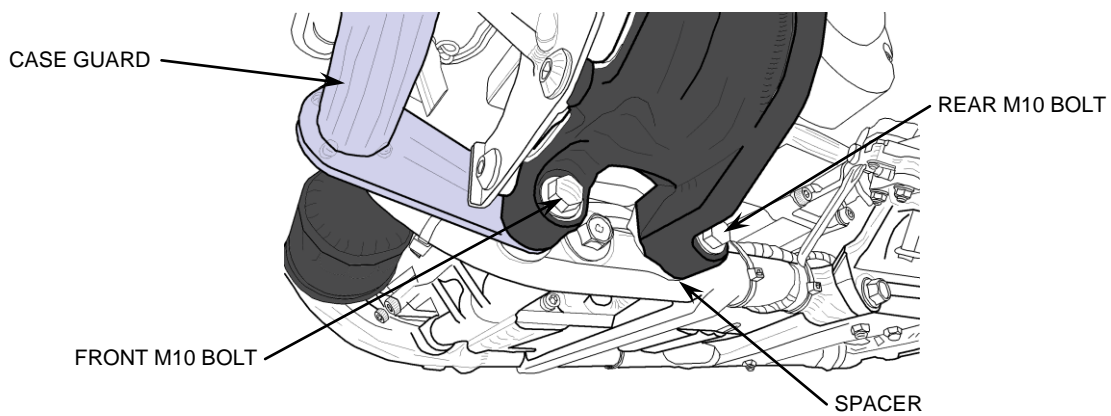


FIGURE 2

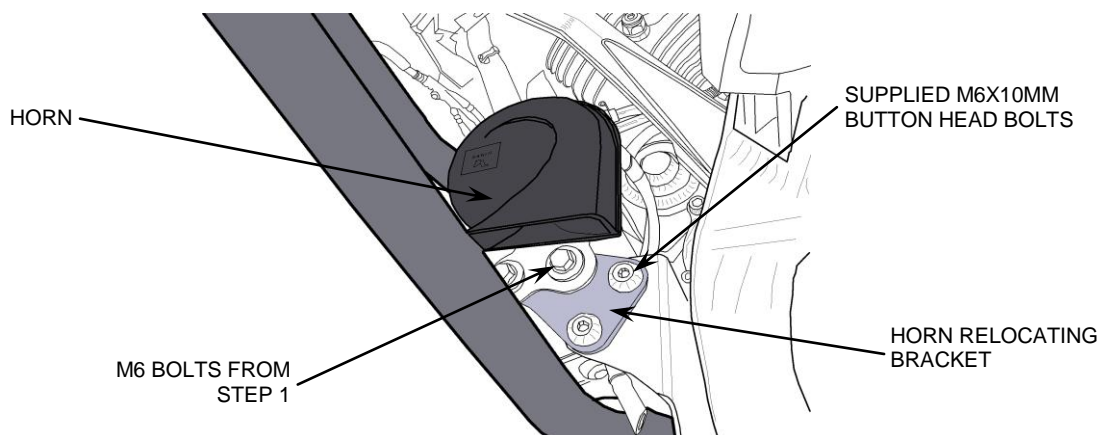


FIGURE 3